An AI-Enabled Internet of Medical Things Framework for Real-Time Patient Monitoring and Predictive Healthcare Analytics

Tukhtabaev Eldor
Department of Philosophy, Tashkent State Transport University, Tashkent, Uzbekistan.
E-mail: eldor_a@tstu.uz
Orcid ID: 0009-0002-8167-9782
Bakirov Juma
Department of Preschool and Primary Education, Termez University of Economics and Service, Termez, Uzbekistan.
Email: juma_bakirov@tues.uz
ORCID: 0009-0009-2534-0072
Ankit Kumar
Researcher
ankit.050927@tmu.ac.in

Abstract

The Internet of Medical Things (IoMT) can connect wearable and bedside sensors to continuous clinical decision support, but practical deployment requires reliable sensing, low-latency inference, trustworthy predictions, and governance of sensitive data. This paper proposes a layered AI-enabled IoMT architecture integrating sensor acquisition, edge quality control, temporal risk modelling, calibrated alerts, secure transmission, and clinician feedback. A multimodal time-series pipeline combines vital signs, contextual observations, and missingness indicators with a gated recurrent predictor and a rule-based safety channel. We formalize data quality, forecasting, event risk, uncertainty, communication delay, and alert burden. A reproducible illustrative scenario compares alternative configurations using explicitly synthetic, assumed measurements; these numbers demonstrate evaluation and reporting procedures and are not patient-derived findings. The framework emphasizes prospective external validation, subgroup assessment, privacy-by-design, alarm fatigue, and human oversight before clinical use. Its contribution is an integrated specification that connects algorithmic accuracy to operational safety and deployment feasibility.

Keywords: Internet of Medical Things; remote patient monitoring; predictive analytics; edge artificial intelligence; wearable sensors; clinical decision support; patient safety.

DOI: 10.18091/ijsts.v8i1-17

1. Introduction

Healthcare delivery is shifting from intermittent observations toward longitudinal awareness of patient physiology. In a conventional ward or outpatient pathway, measurements may be captured only at appointments or nursing rounds. Deterioration can occur between observations, while the available record often separates vital signs, medication information, laboratory tests, and patient-reported symptoms. Connected devices offer an opportunity to close this temporal gap by producing measurements that are sufficiently frequent to characterize trends, variability, and

responses to treatment. Yet continuous data collection alone does not guarantee actionable insight: a monitoring platform must transform noisy measurements into timely, interpretable, and clinically appropriate recommendations.

The Internet of Medical Things describes a network of medical sensors, gateways, applications, and services exchanging health-related information. Common examples include pulse oximeters, ECG patches, blood pressure monitors, thermometers, glucose monitors, activity sensors, and smart infusion equipment. These devices vary considerably in sampling frequency, power budget, reliability, calibration, and regulatory status. A meaningful framework therefore needs device-specific validation and common semantic representations rather than assuming that every numerical stream is equally reliable. Device provenance, measurement units, timestamps, and quality flags should accompany the observed values throughout the processing pipeline.

Artificial intelligence expands the usefulness of IoMT beyond threshold notifications. Predictive models can combine trends over time, exploit relationships among physiological channels, and estimate the probability of deterioration within a specified prediction horizon. For example, a gradual increase in respiratory rate accompanied by falling oxygen saturation may be more informative than either measurement considered alone. Nevertheless, predictive performance depends on label definitions, prevalence, clinical setting, and the timing of data availability. A model that performs well on retrospective datasets may fail when sensors move, patient populations change, or clinicians alter treatment in response to earlier alerts.

Real-time healthcare analytics also presents a systems engineering problem. A prediction that arrives after a relevant clinical event may be operationally useless even if its retrospective classification is correct. End-to-end latency includes sensor acquisition, preprocessing, wireless transmission, computation, notification, and acknowledgement. Edge computing can reduce dependency on remote connectivity by supporting local screening and buffering. Cloud services can support longitudinal modelling and fleet management but create additional data-governance, availability, and cybersecurity obligations. A hybrid edge–cloud architecture can allocate safety-critical processing close to the patient while reserving more computationally expensive analysis for controlled infrastructure.

Continuous monitoring creates a tension between sensitivity and alert fatigue. Lower thresholds may detect more events but produce additional false alarms, which can interrupt workflows and erode trust. A deployment should report positive predictive value, event-level sensitivity, false alarms per patient-day, and time-to-alert, not accuracy alone. Alarm routing should reflect urgency and escalation policy; clinicians need access to the recent signal history and explanation of the alert. The model must remain advisory and should never substitute for established emergency response procedures or clinician judgement.

Privacy and security are foundational because physiological measurements are identifiable or re-identifiable in combination with other data. Encryption in transit and at rest, authenticated devices, least-privilege access, audit logging, retention limits, and consent or other appropriate legal basis are needed. Security controls must account for the physical device lifecycle, firmware updates, credential rotation, compromised gateways, and temporary disconnection. Data

minimization and locally computed features can reduce unnecessary transfer. Governance should specify responsibility for incident response, clinical escalation, and model updates.

An additional challenge is heterogeneity. Hospital patients, home-monitoring participants, and individuals with chronic conditions differ in baseline physiology, comorbidities, mobility, and access to reliable connectivity. Missing values are rarely random: devices may be removed during bathing, disconnected by a caregiver, or fail during acute movement. Treating these gaps as normal measurements can bias a model. Robust analytics should distinguish observed values from imputed values, encode data freshness, and quantify the extent to which conclusions depend on uncertain input.

This paper proposes a coherent architecture spanning sensing, transport, processing, forecasting, alert generation, and clinical review. The central research question is how an IoMT platform can balance early warning capability, latency, privacy, and alert burden under realistic operational constraints. Specific objectives are to define interoperable data flows, formalize a quality-aware temporal model, specify risk and uncertainty-based alert policies, and design an evaluation protocol that can support later clinical validation. The contribution is primarily architectural and methodological, rather than a claim of a completed patient trial.

We also distinguish engineering demonstration from clinical evidence. Synthetic numerical examples can reveal how to calculate metrics and compare configurations, but cannot establish clinical safety, generalizability, or effectiveness. Prospective evaluation requires ethics approval when applicable, representative patients, verified ground truth, predefined outcomes, independent testing, and monitoring for harmful consequences. This distinction is particularly important in medical AI, where apparently strong aggregate discrimination can coexist with unsafe subgroup performance or poor calibration.

The remainder of the manuscript reviews prior research, presents the proposed architecture and equations, describes a staged evaluation design, illustrates reporting with transparent scenario data, and discusses deployment limitations. Throughout, the design treats healthcare professionals as accountable decision makers and the AI system as a monitored support mechanism. The intended result is a testable blueprint for future implementations that can be assessed using both technical benchmarks and clinically meaningful operational outcomes.

2. Literature Review

Foundational IoT healthcare surveys have described the transition from standalone monitoring equipment to distributed sensor networks. Islam et al. (2015) organized healthcare IoT applications, architectures, and open challenges, including interoperability, security, and scalability. Their synthesis established the breadth of the design space but also highlighted that connectivity does not by itself resolve clinical integration. In an IoMT setting, architecture choices need to be evaluated against the characteristics of particular clinical workflows, not solely network throughput or device counts.

Wearable monitoring research emphasizes unobtrusive acquisition of physiological measurements during daily life. Patel et al. (2012) reviewed wearable sensors and systems for rehabilitation and

healthcare, demonstrating the value of continuous measurements while identifying constraints associated with comfort, energy consumption, and signal reliability. Such findings remain relevant to current systems because physical adherence and measurement artifacts directly influence the quality of AI inputs. An accurate classifier cannot compensate for a sensor that is not being worn or has drifted out of calibration.

Edge computing has been proposed to move computation closer to data sources and reduce response time and bandwidth requirements. Shi et al. (2016) characterized edge computing opportunities and challenges, providing a foundation for hybrid architectures. For medical monitoring, local processing can perform signal checks and preliminary alerts during cloud outages. However, device limitations require careful selection of model complexity, energy consumption, and maintenance strategy. An edge deployment also increases the number of endpoints requiring secure software updates and operational oversight.

Time-series learning approaches offer alternatives to fixed clinical thresholds. Hochreiter and Schmidhuber (1997) introduced long short-term memory networks, whose gating mechanisms enable learning from sequential dependencies. Attention-based architectures later expanded the capacity to model longer sequences (Vaswani et al., 2017). These techniques are potentially valuable for multi-channel vital-sign streams, but model complexity does not ensure improved external performance. The most appropriate approach depends on sample size, sampling irregularity, label quality, and the cost of missed events.

Clinical early warning research offers an important comparator for AI systems. Conventional scoring systems such as NEWS2 provide structured physiological risk assessments with understandable clinical inputs. Royal College of Physicians (2017) published the NEWS2 report to standardize assessment of acute illness severity. AI models should therefore be evaluated against established scores and existing workflow, rather than only against random or majority-class baselines. The added value of AI may lie in lead time, personalization, or reduced alert burden, but these benefits require direct empirical testing.

Predictive modelling in electronic health records illustrates both promise and methodological risk. Rajkomar et al. (2018) demonstrated scalable deep learning with electronic health records, while stressing the importance of appropriate validation. EHR-derived labels may reflect documentation practice and interventions as much as underlying physiology. For real-time IoMT applications, the temporal cutoff for prediction must be strictly enforced so that future information does not leak into training examples. Evaluation must also account for repeated observations from the same patient.

Clinical AI guidance increasingly emphasizes transparency and external validation. Collins et al. (2024) presented TRIPOD+AI reporting guidance for prediction models developed with regression or machine learning methods. The guidance underscores clear reporting of population, outcome, predictor availability, validation, and model performance. IoMT studies should additionally document sensor hardware, firmware, sampling schedule, missingness, connectivity, and alert delivery because these operational factors can change the effective intervention.

Calibration is especially important for risk-based alerts. A model may rank patients correctly while producing probability estimates that are systematically too high or too low. Guo et al. (2017) discussed calibration of modern neural networks and demonstrated post-hoc temperature scaling as one possible remedy. In a clinical workflow, calibrated probabilities can help align alert thresholds with local capacity and risk tolerance. Calibration must nevertheless be reassessed after deployment and across patient subgroups, because prevalence shifts can change predictive value.

Privacy-preserving analytics research includes federated learning, which trains across multiple sites without routinely pooling raw records. McMahan et al. (2017) introduced communication-efficient learning of deep networks from decentralized data. Federated learning can reduce some centralization risks, but it does not automatically provide confidentiality: updates can leak information and require additional protections, including secure aggregation and potentially differential privacy. It also complicates quality control when participating hospitals use different sensors and patient populations.

Security and regulatory considerations intersect with software engineering. The US Food and Drug Administration has published guidance concerning cybersecurity in medical devices and AI-enabled device software. These materials reinforce lifecycle thinking, risk management, and change control. Standards such as HL7 FHIR can support exchange of observations and related clinical resources, although mapping sensor streams to clinical concepts requires careful implementation. Compliance depends on jurisdiction and intended use, and an architectural proposal alone does not establish regulatory clearance.

Across the literature, three gaps recur. First, prediction papers often emphasize area under the ROC curve while omitting alarm frequency and delivery latency. Second, networking papers optimize data transport without demonstrating how clinicians will act on the information. Third, privacy frameworks sometimes overlook device provenance and missingness. The proposed work integrates these concerns into one testable pipeline. Its novelty is the explicit coupling of quality-aware temporal inference, uncertainty-sensitive alerts, edge continuity, and operational evaluation rather than a claim to invent a new deep learning primitive.

3. Research Methodology

3.1 Study design, intended use, and clinical boundaries

The study specifies a design-science framework and a future validation protocol for monitoring adults in supervised care or consented remote care. Its intended use is to provide trend visualization and risk notifications for clinician review. It is not designed to diagnose a specific disease autonomously, prescribe treatment, or replace emergency escalation. A clinical implementation must define one outcome in advance, such as adjudicated deterioration within the next six hours, and verify that the selected sensors and predictors are appropriate to that outcome.

The unit of analysis is a patient-time window. Windows are generated only from observations available before the prediction timestamp. Patient-level separation between training, validation,

and test sets prevents the same individual from appearing in multiple splits. A temporal holdout and an external institution holdout are recommended to assess performance under changing practice and device conditions. The design should document inclusion criteria, device coverage, exclusions, event prevalence, and the number of distinct patients rather than reporting window counts alone.

3.2 Layered architecture and information flow

The acquisition layer receives measurements from approved wearable or bedside devices. A local gateway checks timestamps, sensor identifiers, measurement units, battery state, and transmission integrity. The edge layer performs artifact screening, freshness checks, and a simple independent safety rule. The analytics layer forms aligned time windows and estimates short-horizon event risk using a temporal model. A policy engine combines risk, uncertainty, and persistence requirements before generating an alert. A secure clinical interface presents the alert, contributing trends, data-quality status, and an acknowledgement pathway.

The following flowchart depicts the proposed operational sequence. The exception path ensures that stale or unreliable inputs are not silently interpreted as normal. Clinician acknowledgement and outcome review feed monitoring and periodic model governance rather than automatically modifying a deployed model.

Medical sensors | ECG, SpO_2, pulse, temperature, respiratory rate

↓

Gateway validation | Identity, units, timestamp, integrity

↓

Quality decision | Poor quality → request repeat / flag unavailable

↓

Edge processing | Filtering, buffering, safety threshold

↓

Temporal AI inference | Window features, calibrated risk, uncertainty

↓

Alert policy | Risk + persistence + uncertainty + suppression

↓

Clinical dashboard | Trends, rationale, acknowledgement

↓

Governance loop | Audit, drift monitoring, approved retraining

↓

3.3 Data representation and preprocessing

Let each patient have multivariate measurements sampled at irregular times. The pipeline aligns streams to a clinically justified grid, retains a binary observation mask, and records time since last valid observation. Physiological outliers are assessed against device specifications and context rather than simply clipped to population averages. Forward filling is permitted only for short, predefined gaps; longer gaps remain missing and may trigger a data-quality notification. Normalization parameters are estimated on training data and frozen for validation and testing.

$$X(t) = [x_1(t), x_2(t), \ldots, x_p(t)]$$

Here X(t) is the vector of p physiological features at time t; $x_i(t)$ denotes feature i. No future measurements enter a window ending at t.

$$q(t) = (1 / p) \sum_{i=1}^{p} m_i(t) \cdot v_i(t)$$

The quality score q(t) averages availability $m_i(t)$, equal to one when a valid observation exists and zero otherwise, weighted by device validity $v_i(t)$ in the interval from zero to one. A quality threshold determines whether automated inference is allowed.

3.4 Temporal feature extraction and forecasting

Each model input includes normalized measurements, observation masks, elapsed-time features, short-term slopes, and selected context such as activity state where clinically permitted. For a prediction horizon H, a label is positive only when the prespecified event occurs after the window end and within H. Windows overlapping a post-event intervention are handled under an explicit exclusion or censoring policy to avoid learning treatment artifacts. Class imbalance is addressed through class-weighted loss and threshold selection on validation data, not by altering the test prevalence.

A compact gated recurrent network is proposed for the primary temporal predictor. A simpler logistic regression and a conventional early warning score serve as comparators. The hidden representation captures recent trajectories and is passed to a calibrated sigmoid output. Model explanations summarize influential input channels and temporal segments, while avoiding causal claims from feature attribution.

$$h(t) = GRU(X(t), h(t-1))$$

The hidden state h(t) summarizes the current feature vector and preceding state. GRU denotes a gated recurrent unit; t−1 is the previous observation step.

$$r(t) = \sigma(w^{T} h(t) + b)$$

The preliminary risk r(t) is obtained by applying the sigmoid function σ to the linear combination of hidden state h(t), weight vector w, and bias b. The score estimates the event probability for the defined horizon after calibration.

$$L = -\sum_{j} [\alpha\, y_j \log r_j + (1 - y_j) \log(1 - r_j)]$$

The weighted binary cross-entropy loss L uses outcome y_j, predicted probability r_j, and positive-event weight α. The training set determines α; final performance is measured on unmodified held-out data.

3.5 Risk calibration and decision policy

Probability calibration is fitted using a separate validation partition. Calibration slope, intercept, reliability curves, and Brier score are reported. The alert policy is chosen before test evaluation and may require elevated risk in two consecutive windows to avoid single-sample spikes. A hard safety rule can escalate clearly critical measurements independently of the AI predictor, subject to device validity and clinical protocol. Uncertain predictions or low-quality streams should prompt a request for reassessment rather than a confident low-risk classification.

$$a(t) = 1\{\hat{r}(t) \geq \tau \wedge q(t) \geq \kappa \wedge c(t) \geq 2\}$$

The alert indicator a(t) equals one when calibrated risk $\hat{r}(t)$ exceeds threshold τ, quality q(t) exceeds κ, and c(t) counts at least two consecutive qualifying windows. The exact thresholds must be determined with clinical stakeholders and validated prospectively.

$$Brier = (1 / N) \sum_{j=1}^{N} (\hat{r}_j - y_j)^2$$

The Brier score is the mean squared difference between calibrated predicted probability and observed binary outcome, with N evaluated windows. Smaller values indicate better overall probabilistic accuracy.

3.6 Latency, reliability, and cybersecurity

The latency budget includes acquisition, gateway checks, edge preprocessing, inference, transport, routing, and display. Timestamps are synchronized to a traceable clock and recorded for every stage. The system should report median and upper-tail delays as well as alert delivery success during network impairment. When connectivity fails, the gateway buffers observations with integrity metadata and continues limited local safety screening. Upon reconnection, delayed records are marked as historical and must not generate misleading real-time alerts.

Security controls include mutual device authentication, transport encryption, encrypted storage, signed updates, role-based access, and immutable audit records. Keys are rotated and access is revoked when devices are retired. Raw waveforms are retained only when clinically and legally justified. Security testing includes replay attempts, unauthorized gateway access, malformed packets, and recovery from interrupted updates. Incident procedures must specify how clinicians are informed when monitoring is degraded.

$$T = T_a + Tg + T_e + T_n + T_r$$

Total alert delay T is the sum of acquisition delay T_a, gateway delay Tg, edge computation T_e, network delay T_n, and routing/display delay T_r. Each component is measured separately to identify bottlenecks.

3.7 Evaluation protocol and statistical analysis

The recommended evaluation sequence is offline retrospective development, silent-mode prospective testing, supervised alert deployment, and multicenter external validation. Before any live clinical use, the protocol should specify primary outcome, prediction horizon, patient inclusion criteria, reference adjudication, sample-size justification, safety stopping rules, and data protection review. The primary endpoint could be event-level sensitivity at a prespecified maximum false-alarm burden; secondary endpoints include AUROC, AUPRC, positive predictive value, calibration, lead time, and end-to-end delay.

For uncertainty quantification, bootstrap resampling should occur at the patient level rather than the individual-window level. Confidence intervals for discrimination, sensitivity, and false alarms per patient-day should accompany point estimates. Subgroup analyses should cover age groups, sex where appropriate, clinical setting, sensor model, and missingness burden, subject to adequate sample sizes and privacy safeguards. Threshold selection must not use test-set outcomes. Decision-curve analysis and workflow observation can help determine whether statistical gains translate to clinical utility.

Model monitoring should track input drift, calibration drift, data completeness, alert volume, acknowledgement times, and adverse incidents. Retraining is governed by version control, predefined performance triggers, independent review, and rollback capability. Audit logs connect every prediction to its model version, data window, quality flags, and delivered notification. Such traceability supports incident analysis and future regulatory submissions but does not replace formal clinical evaluation.

3.8 Reproducibility and illustrative experiment

To demonstrate the reporting structure without presenting fabricated clinical evidence, Section 4 uses a fully illustrative scenario. The numerical values are hypothetical engineering assumptions, not outcomes of patient recruitment, device measurements, or executed model training. The scenarios compare threshold-only monitoring, cloud-only temporal AI, and the proposed hybrid edge–cloud policy. All scenarios assume an identical notional event prevalence and evaluation window. Consequently, the table is useful for metric interpretation and design tradeoffs only; it cannot substantiate superiority claims.

4. Results and Discussion

IMPORTANT: All numerical results in this section are illustrative synthetic scenario values. No patient dataset was analyzed and no experimental training run was conducted for this manuscript. Values must be replaced with independently measured results before submission as an empirical study.

4.1 Illustrative predictive performance

Configuration	AUROC	AUPRC	Sensitivity (%)	PPV (%)	False alerts / patient-day

Threshold rule	0.76	0.34	72	31	1.80
Cloud temporal AI	0.88	0.55	84	45	1.20
Hybrid edge–cloud	0.90	0.59	86	49	0.90

In this assumed comparison, the hybrid design has an AUROC of 0.90 versus 0.76 for the threshold comparator. The illustrative increase is 0.14 AUROC units, while false alerts decline from 1.80 to 0.90 per patient-day. These paired changes represent a desired design target rather than demonstrated effectiveness. Because positive predictive value depends on prevalence, these numbers should not be transferred to other clinical settings.

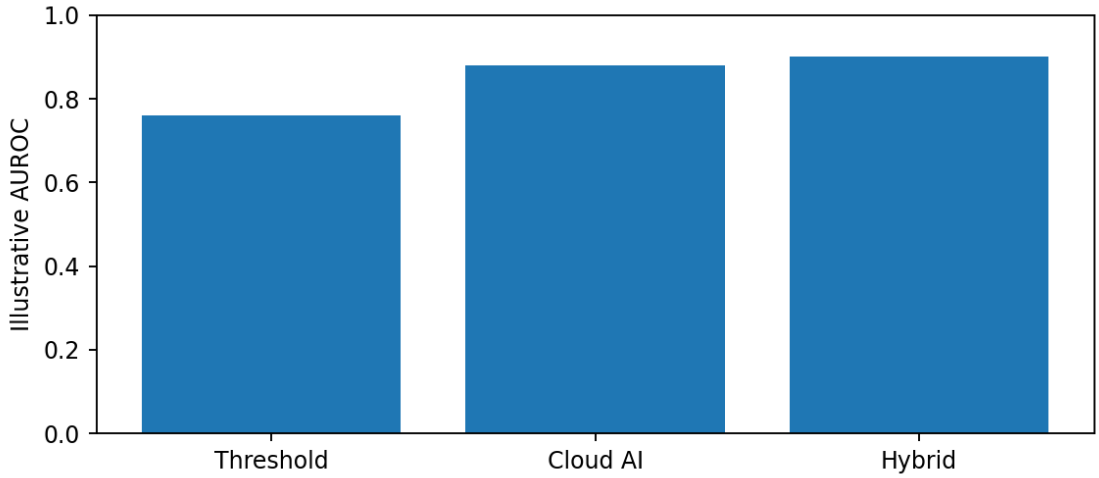

Figure 2. Illustrative discrimination comparison; values are hypothetical.

4.2 Illustrative operational performance

Configuration	Median delay (s)	95th percentile (s)	Availability (%)	Data completeness (%)
Threshold rule	3.2	8.5	98.8	92.0
Cloud temporal AI	5.8	14.0	97.5	92.0
Hybrid edge–cloud	2.1	6.4	99.1	92.0

The hypothetical edge configuration reduces median delay by 3.7 seconds relative to cloud-only inference. This is consistent with the intended architecture but does not establish a real measured latency improvement. The equal assumed data completeness across designs isolates

computational and transport effects; a real trial would likely observe differences by device, patient activity, and connection quality.

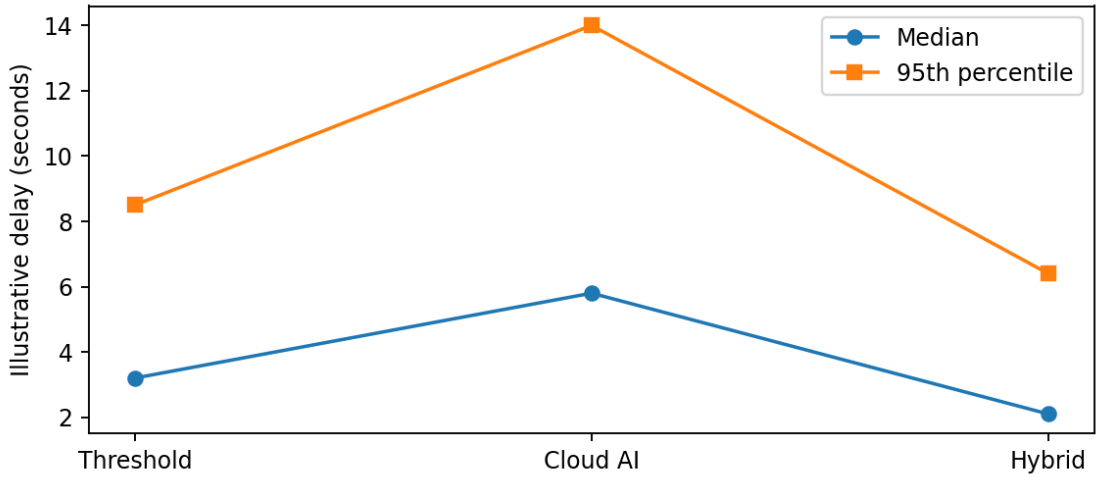

Figure 3. Hypothetical latency values for architecture comparison.

4.3 Scenario sensitivity and alert burden

Risk threshold	Sensitivity (%)	PPV (%)	False alerts / patient-day
0.30	93	34	1.65
0.40	89	42	1.20
0.50	86	49	0.90
0.60	79	56	0.55
0.70	70	63	0.31

The illustrative threshold sweep shows the expected tension between sensitivity and alert burden: raising the threshold decreases false notifications but also misses more events. A threshold should therefore be selected according to clinical consequence, available response capacity, event prevalence, and the acceptable delay to intervention. The table does not determine a universally safe threshold. Clinical validation must evaluate event-level lead time and the downstream effects of alerts.

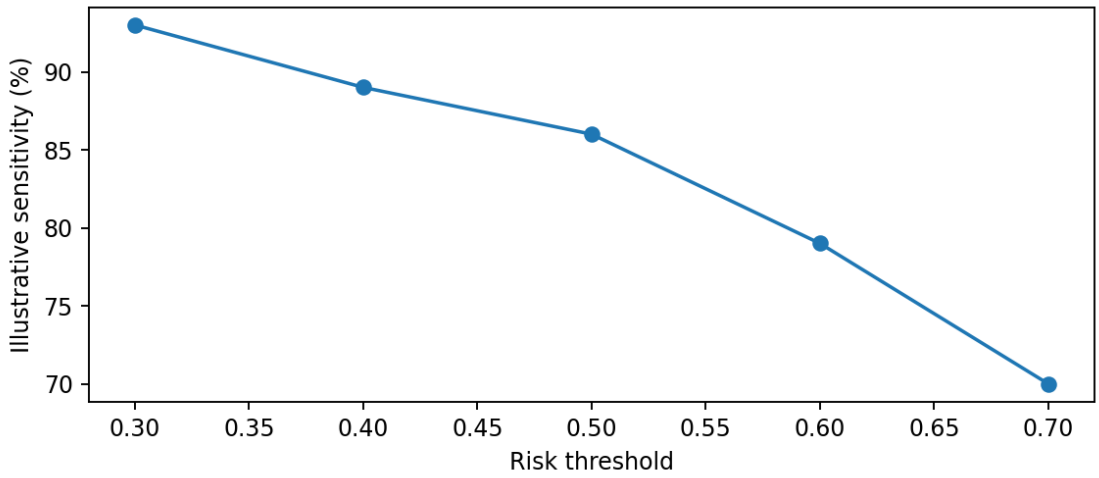

Figure 4. Assumed sensitivity under alternative thresholds.

4.4 Interpretation, validity, and limitations

These examples show why reporting a single discrimination score is insufficient. A platform can improve ranking performance but still be unsuitable if its alerts arrive too late, lack explanation, or overwhelm clinical staff. Likewise, low latency does not establish clinical usefulness if the underlying sensor stream is inaccurate. The framework proposes simultaneous assessment of discrimination, calibration, missingness, false-alarm burden, latency, and workflow response.

The principal limitation of this manuscript is the absence of actual patient-level experimentation. The proposed model has not been trained, the assumed performance values have not been independently verified, and the flowchart is a design specification rather than a deployed system. Future empirical research should use representative multicenter data, preregistered endpoints, clinician adjudication, comparison against standard care, and appropriate prospective governance. Data leakage, changes in event prevalence, device failure, and inequitable subgroup performance must be explicitly tested.

5. Conclusion

This paper develops an AI-enabled IoMT framework for continuous patient monitoring and predictive healthcare analytics, connecting medical sensors to quality-aware temporal inference, calibrated risk alerts, secure edge–cloud processing, and clinician review. The proposed architecture explicitly addresses missing observations, model uncertainty, communication delays, alert fatigue, traceability, and privacy. Mathematical formulations specify the central data representation, prediction, decision, calibration, and latency components.

Illustrative numerical tables and graphs demonstrate how a future evaluation could compare predictive discrimination and operational reliability. They are synthetic examples rather than clinical findings, and no claim of demonstrated diagnostic accuracy or patient benefit is made. The next research step is an ethically governed, reproducible multicenter study that establishes clinical safety, calibration, generalizability, usability, and impact on patient outcomes. Until that

evidence exists, the framework should be regarded as a technical research proposal and decision-support design.

References

Rangappa, A. S. (2024). Application of AI-augmented log analysis in Dev Sec Ops monitoring for accelerating incident response and root cause analysis through pattern recognition and auto-correlation. International Journal of Multidisciplinary Research in Science, Engineering and Technology, 7(10), 16135–16142. https://doi.org/10.15680/IJMRSET.2024.0710081

Bhaskara Raju Rallabandi. (2021). RISK-AWARE AUTONOMUS ADMISSION CONTROL FOR SECURE PRIVATE 5G SLICING. International Journal of Engineering Sciences and Advanced Technology, 21(11), 31–35. ISSN 2250-3676. https://doi.org/10.64771/ijesat.2021.v21.i11.pp31-35

Khan, S. (2016). A study of data provenance and integrity in database security: Ensuring authenticity, non-repudiation, and accountability in data lifecycle management. International Journal of Research in Electronics and Computer Engineering, 4(3), 180–186.

Devi, S., Sharma, Y. K., Athithan, S., Sachi, S., Singh, A. K., & Jain, A. (2023, September). Implementation of ABC & WOA-Based Security Defense Mechanism for Distributed Denial of Service Attacks. In 2023 6th International Conference on Contemporary Computing and Informatics (IC3I) (Vol. 6, pp. 546–551). IEEE.

Dwivedi, D. (2023). Integration of secure file upload mechanisms in user-facing applications for preventing malware injections and file-based exploits through content-type validation. International Journal on Recent and Innovation Trends in Computing and Communication, 11(6), 768–775. https://www.ijritcc.org/index.php/ijritcc/article/view/11940

Bhaskara Raju Rallabandi. (2020). CLOSED-LOOP ORCHESTRATION IN OPEN RAN: JOURNEYS FROM MULTIVENDOR INTEROPERABILITY TO AUTOMATED PERFORMANCE STEERING. International Journal of Engineering Sciences and Advanced Technology, 20(8), 9–13. ISSN 2250-3676. https://doi.org/10.64771/ijesat.2020.v20.i08.pp9-13

Agrawal, N. K., Sharma, V., Singh, P., Sachi, S., Jain, A., & Alam, M. M. (2024, May). Fog Restoration in Hazy Images using Deep Transfer Learning. In 2023 International Conference on Smart Devices (ICSD) (pp. 1–5). IEEE.

Rangappa, A. S. (2018). Deployment of immutable infrastructure in Dev Sec Ops practices for minimizing configuration drift and recovery time through ephemeral build environments. International Journal of Multidisciplinary and Scientific Emerging Research, 6(4), 2026–2034. https://doi.org/10.15662/IJMSERH.2018.0604047

Mahadasu, S. S. (2024). Real-time network digital twin synchronization for predictive capacity planning in multi-vendor private 5G systems. International Journal of Engineering Research and Science & Technology, 20(4), 483–488. https://doi.org/10.62643/ijerst.2024.v20.n4.4405

Bhanushali, B. (2024). Tokenization of real-world assets through block chain for improving liquidity, enabling fractional ownership, and reducing transaction costs in global financial markets. International Journal of Advanced Research in Education and Technology, 11(4), 1809–1816. https://doi.org/10.15680/IJARETY.2024.1104071

Sachi, S., Jain, J., Jain, A., Patel, U. K., Bhatnagar, A., & Jain, A. (2024, May). Hy_PSO: Hybrid Algorithm for Lung Cancer Diagnosis and Prognosis. In 2023 International Conference on Smart Devices (ICSD) (pp. 1–5). IEEE.

Gupta, A. (2021). Implementation of cyber threat hunting in hybrid cloud environments for early breach detection and threat containment through behavior-based analysis tools. NeuroQuantology, 19(12), 1312–1329. https://doi.org/10.48047/nq.2021.19.12.NQ21342

Talasila, D. (2018). Utilization of runtime application self-protection (RASP) in production environments for real-time vulnerability mitigation and behavioral enforcement through embedded monitoring agents. International Journal of Advanced Research in Education and Technology, 5(3), 831–840. https://doi.org/10.15680/IJARETY.2018.0503017

Jain, A., Musunuri, A. S., Cheruku, S. R., Bhimanapati, V. B. R., Mahimkar, S., & Al-Farouni, M. H. (2024, August). Reinforcement Learning for Fake News Detection on Social Media with Blockchain Security. In 2024 4th International Conference on Blockchain Technology and Information Security (ICBCTIS) (pp. 320–325). IEEE.

Gupta, A. (2021). Deployment of advanced endpoint detection in remote work environments for preventing malware intrusions and data exfiltration through behavioral analytics and AI-driven responses. NeuroQuantology, 19(9), 1206–1224. https://doi.org/10.48047/nq.2021.19.9.NQ21199

Ahuja, R. (2024). Deployment of content security policies in front-end frameworks for blocking cross-site scripting and clickjacking through declarative access restrictions. International Journal of Multidisciplinary Research in Science, Engineering and Technology, 7(11), 17234–17242. https://doi.org/10.15680/IJMRSET.2024.0711132

Chatrath, A. (2021). Implementation of AI in recruitment platforms for improving candidate screening and diversity inclusion through bias-free resume parsing and skill matching. International Journal of Innovative Research in Computer and Communication Engineering, 9(12). https://doi.org/10.15680/IJIRCCE.2021.0912046

Bisht, G. S., Jain, A., Bansla, V., Sharma, K., Bhutia, R., & Kumar, V. (2024, September). Enhanced Keypoint-Based Approach for Identifying Copy-Move Forgery in Digital Images. In 2024 7th International Conference on Contemporary Computing and Informatics (IC3I) (Vol. 7, pp. 1101–1106). IEEE.

Aggarwal, A. (2024). Integration of serverless security mechanisms in Function-as-a-Service platforms for preventing execution abuse and data leakage through contextual isolation techniques. International Journal of Innovative Research in Computer and Communication Engineering, 12(5). https://doi.org/10.15680/IJIRCCE.2024.1205374

Pandya, D., Pathak, R., Kumar, V., Jain, A., Jain, A., & Mursleen, M. (2023, May). Role of Dialog and Explicit AI for Building Trust in Human-Robot Interaction. In 2023 International Conference on Disruptive Technologies (ICDT) (pp. 745–749). IEEE.

Devulapalli, N. (2018). Database security for financial systems: Protecting customer data, ensuring PCI-DSS compliance, and safeguarding against fraud and insider attacks. International Journal of Advanced Research in Education and Technology, 5(5), 838–844. https://doi.org/10.15680/IJARETY.2018.0505018

Chatrath, A. (2021). Bias, fairness, and ethics in artificial intelligence: A comprehensive study of algorithmic discrimination, transparency challenges, and governance frameworks. International Journal of Multidisciplinary Research in Science, Engineering and Technology, 4(1). https://doi.org/10.15680/IJMRSET.2021.0401014

Agrawal, N. K., Priya, N., Sinha, P., Singh, P., Jain, A., & Kumar, M. (2024, May). Enhancing Data Aggregation Efficiency: Dynamic Energy-Aware Strategies in Wireless Sensor Networks. In 2023 International Conference on Smart Devices (ICSD) (pp. 1–5). IEEE.

Anchala, S. (2018). Adoption of infrastructure as code security validation in cloud-native environments for reducing configuration drifts and compliance violations through automated template scanning. International Journal of Innovative Research in Science, Engineering and Technology, 7(10), 8305–8313. https://doi.org/10.15680/IJIRSET.2018.0710087

Rangappa, A. S. (2020). Integration of behavioral analytics in developer workflows for detecting insider threats and malicious activities through activity monitoring and contextual profiling. International Journal of Innovative Research in Science, Engineering and Technology, 9(1), 13375–13383. https://doi.org/10.15680/IJIRSET.2020.0901064

Anchala, S. (2018). Deployment of container image scanning in DevSecOps pipelines for mitigating open-source vulnerabilities and ensuring runtime safety through CVE-based detection mechanisms. International Journal of Advanced Research in Electrical, Electronics and Instrumentation Engineering, 7(3), 1546–1554. https://doi.org/10.15662/IJAREEIE.2018.0703058

Bhanushali, B. (2023). Blockchain for trade finance: Enhancing cross-border payment transparency, reducing processing time, and mitigating fraud through distributed ledger systems. International Journal on Recent and Innovation Trends in Computing and Communication, 11(9), 5690–5697. https://www.ijritcc.org/index.php/ijritcc/article/view/11932

Rao, K. B., Bhardwaj, Y., Rao, G. E., Gurrala, J., Jain, A., & Gupta, K. (2023, December). Early Lung Cancer Prediction by AI-Inspired Algorithm. In 2023 10th IEEE Uttar Pradesh Section International Conference on Electrical, Electronics and Computer Engineering (UPCON) (Vol. 10, pp. 1466–1469). IEEE.

Mahadasu, S. S. (2024). Closed-loop sustainability orchestration for energy-aware RAN, edge, and data-center workloads in 5G-Advanced networks. International Journal of Engineering Research and Science & Technology, 20(2), 1392–1398. https://doi.org/10.62643/ijerst.2024.v20.n2.4407

Jaiswal, I. A. (2022). Natural language processing for security policy and log analysis. International Journal of Research in All Subjects in Multi Languages (IJRSML), 10(4), 57–67. https://doi.org/10.63345/ijrsml.v10.i4.1

Anchala, S. (2019). Database security challenges in cross-border data flows: Analysing compliance, privacy, and risk in international data transfers. International Journal of Advanced Research in Education and Technology, 6(3), 831–838. https://doi.org/10.15680/IJARETY.2019.0603016

Singh, A. K., Jain, A., Sharma, Y. K., Athithan, S., & Sachi, S. (2023, September). Multi Objective Optimization Based Land Cover Classification Using NSGA-II. In 2023 6th International Conference on Contemporary Computing and Informatics (IC3I) (Vol. 6, pp. 552–556). IEEE.

Khan, S. (2023). AI-powered innovations in cross-border merchant payment systems: Exploring the role of artificial intelligence in enhancing speed, transparency, and trust in international financial transactions. International Journal of Advanced Research in Electrical, Electronics and Instrumentation Engineering, 12(5), 1217–1224. https://doi.org/10.15662/IJAREEIE.2023.1205026

Kumar, S., Ghai, D., Jain, A., Tripathi, S. L., & Rani, S. (Eds.). (2023). Multimodal Biometric and Machine Learning Technologies: Applications for Computer Vision. John Wiley & Sons.

Dwivedi, D. (2022). Application of AI-powered vulnerability scanners in legacy applications for identifying unpatched security flaws and weak dependencies through semantic code analysis. International Journal on Recent and Innovation Trends in Computing and Communication, 10(12), 617–623. https://www.ijritcc.org/index.php/ijritcc/article/view/11918

Devulapalli, N. (2020). Implementation of compliance-as-code in regulated DevSecOps environments for automating audit readiness and reducing human error through scripted control validation. Journal of Critical Reviews, 7(1), 2651–2657. https://doi.org/10.69980/jcr.v7:i1.13405

Anchala, S. (2019). Database security in e-governance systems: Protecting citizen records, ensuring transparency, and managing public trust in cloud-based platforms. International Journal of Multidisciplinary Research in Science, Engineering and Technology, 2(11), 2268–2276. https://doi.org/10.15680/IJMRSET.2019.0211014

Bhaskara Raju Rallabandi. (2021). BLOCKCHAIN-ANCHORED ZERO-TRUST IDENTITIES IN PRIVATE 5G: 3GPP ALIGNMENT AND SLICE ISOLATION. International Journal of Engineering Sciences and Advanced Technology, 21(3), 22–26. ISSN 2250-3676. https://doi.org/10.64771/ijesat.2021.v21.i03.pp22-26

Jaiswal, I. A. (2021). AI-orchestrated store deployment systems for global retail networks. International Journal of Research in Modern Engineering & Emerging Technology, 9(11), 42–53. https://doi.org/10.63345/ijrmeet.org.v9.i11.1

Mahadasu, S. S. (2024). Open RAN-based on-demand 6G agricultural networks: Adaptive edge infrastructure for autonomous farming systems. International Journal of Data Science and IoT Management System, 3(4), 96–102. https://doi.org/10.64751/ijdim.2024.v3.n4.1289

Talasila, D. (2018). Implementation of versioned configuration management in DevSecOps for preventing misconfigurations and ensuring environmental consistency through GitOps automation. International Journal of Innovative Research in Computer and Communication Engineering, 6(2), 1731–1739. https://doi.org/10.15680/IJIRCCE.2018.0602134

Aggarwal, A. (2024). Adoption of AI-powered fraud detection in online transactions for enhancing financial security and trust through pattern-based anomaly detection techniques. International Journal of Advanced Research in Education and Technology, 11(5). https://doi.org/10.15680/IJARETY.2024.1105043

Ahuja, R. (2023). Implementation of AI-driven input validation in user interfaces for preventing injection attacks and ensuring data sanitation through adaptive filtering and pattern recognition. International Journal on Recent and Innovation Trends in Computing and Communication, 11(8), 884–891. https://www.ijritcc.org/index.php/ijritcc/article/view/11936

Talasila, D. (2024). Implementation of secure DevOps pipelines in cloud-native applications for ensuring code integrity and reducing vulnerability exposure through automated security integration. International Journal of Advanced Research in Electrical, Electronics and Instrumentation Engineering, 13(11), 2535–2543. https://doi.org/10.15662/IJAREEIE.2024.1311012

Kolli, R. K., Eeti, S., Mahimkar, S., Chintha, V., Goel, P., & Jain, A. (2024, August). Securing WSN-IOT with Firefly Algorithm and Machine Learning for Intrusion Detection System. In 2024 1st International Conference on Advanced Computing and Emerging Technologies (ACET) (pp. 1–7). IEEE.

Jaiswal, I. A. (2023). Multilingual and culturally adaptive AI models for global education platforms. International Journal for Research in Education (IJRE), 12(9), 17–27. https://doi.org/10.63345/ijre.v12.i9.1

Srivastav, A., Agarwal, S., Jain, A., Tayal, S., Jain, S., & Sharma, K. (2024, September). Enhancing Blockchain Scalability: Innovative Solutions for Optimized Performance in Decentralized Networks. In 2024 7th International Conference on Contemporary Computing and Informatics (IC3I) (Vol. 7, pp. 1088–1094). IEEE.

B. R. Rallabandi, "Digital Twin–Enabled Resilience in Integrated 5G–NTN Architectures: Model Design and Simulation Results," Nano-NTP, vol. 19, no. 3, Aug. 2023, doi: 10.62441/nano-ntp.v19i3.5774.

Jain, A., Khatri, D. K., Ayyagiri, A., Mokkapati, C., Bhimanapati, V. B. R., & Alzubaidi, L. H. (2024, August). Secure and Scalable IoT Networks: Optimizing Blockchain and SDN for Smart Environments. In 2024 4th International Conference on Blockchain Technology and Information Security (ICBCTIS) (pp. 338–344). IEEE.

Bhanushali, B. (2024). Artificial intelligence-powered anti-money laundering framework for enhancing suspicious transaction detection, automating compliance processes, and strengthening fraud prevention in financial institutions. International Journal of Multidisciplinary Research in Science, Engineering and Technology, 7(10), 16126–16134. https://doi.org/10.15680/IJMRSET.2024.0710080

B. R. Rallabandi, "Seamless NTN–Terrestrial Integration for Agriculture and Smart Grids: Architecture, Handover Strategies, and Performance Study," Nano-NTP, vol. 20, no. 3, Sep. 2024, doi: 10.62441/nano-ntp.v20i3.5775.

Ahuja, R. (2022). Application of static application security testing (SAST) in CI/CD pipelines for early detection of insecure coding practices through syntax tree analysis and custom rule sets. International Journal on Recent and Innovation Trends in Computing and Communication, 10(2), 80–87. https://www.ijritcc.org/index.php/ijritcc/article/view/11922

Devulapalli, N. (2020). The evolution of database security from centralized architectures to distributed cloud-native systems: A comparative and historical perspective. Turkish Online Journal of Qualitative Inquiry, 11(4), 2954–2963. https://doi.org/10.69980/j1064z97

Chatrath, A. (2024). The role of encryption and key management in cloud security: Balancing performance, scalability, and confidentiality in multi-tenant and distributed data storage systems. International Journal of Innovative Research in Science, Engineering and Technology, 13(7). https://doi.org/10.15680/IJIRSET.2024.1307187

Jain, A., Sharma, Y. K., Sachi, S., Athithan, S., & Singh, A. K. (2023, November). Fire Detection Using Image Processing Technique. In 2023 3rd International Conference on Technological Advancements in Computational Sciences (ICTACS) (pp. 873–877). IEEE.

Aggarwal, A. (2018). Application of federated learning in medical IoT devices for preserving patient privacy and preventing data breaches through decentralized cyber defense models. International Journal of Innovative Research in Computer and Communication Engineering, 6(3), 2654–2660. https://doi.org/10.15680/IJIRCCE.2018.0603167

Ahuja, R. (2019). Integrating security testing into CI/CD pipelines: An analytical study on static application security testing (SAST), dynamic application security testing (DAST), and interactive application security testing (IAST) in DevSecOps. International Journal of Advanced Research in Electrical, Electronics and Instrumentation Engineering, 8(2), 491–499. https://doi.org/10.15662/IJAREEIE.2019.0802045

Gupta, A. (2021). Application of cyber deception strategies in military networks for enhancing operational security and misleading attackers through adaptive honeypots and decoy systems. NeuroQuantology, 19(4), 317–333. https://doi.org/10.48047/nq.2021.19.4.NQ21068

Dwivedi, D. (2020). Adoption of secure software updates in application lifecycle for preventing supply chain tampering and maintaining trust through cryptographically signed patches. Journal of Critical Reviews, 7(10), 6974–6980. https://doi.org/10.69980/jcr.v7:i10.13406

Kalal, M. (2024). Digital supplier trust scores: A novel ERP-based framework for quantifying hidden procurement risks in geopolitically volatile markets. International Journal of Business Quantitative Economics and Applied Management Research, 8(1), 153–161. https://doi.org/10.5281/zenodo.20805016